

Scaled data based on original data using
LM-79-08 Approved Method: Electrical and Photometric Measurements of Solid-
State Lighting Products

Test Report Prepared for
Cooper Lighting Solutions
(formerly Eaton)

Brand: McGRAW-EDISON

Report Number: P227050

Luminaire Tested: **ISW-AF-600-LED-E1-SL4**

Issue Date: 3/3/2020

Test Information

Test Method: LM-79-08
Report Number: P227050
TEST IS SCALED FROM IESNA LM-79-08 TEST DATA (P35947)
Test Lab: INNOVATION CENTER-P3
Issue Date: 3/3/2020
Manufacturer: COOPER LIGHTING SOLUTIONS (FORMERLY EATON)
Product Line: MCGRAW-EDISON
Catalog Number: ISW-AF-600-LED-E1-SL4
Description: IMPACT ELITE LED WEDGE LUMINAIRE
LIGHT SQUARE WITH ACCULED OPTICS-TYPE IV W/SPILL CONTROL
Light Source: (16) 4000K CCT, 70 CRI LEDs
Ballast/Driver: ELECTRONIC DRIVER

Summary

Lumens per Lamp: N/A
Luminaire Lumens: 3743.7 lumens
Efficiency: N/A
Efficacy: 111.1 lumens/watt
Luminous Opening: Rectangular (W 0.5' x L: 0.5' x H: 0')
IES Classification: Type IV - Short - Semi-Cutoff
BUG Rating: B1 - U1 - G1

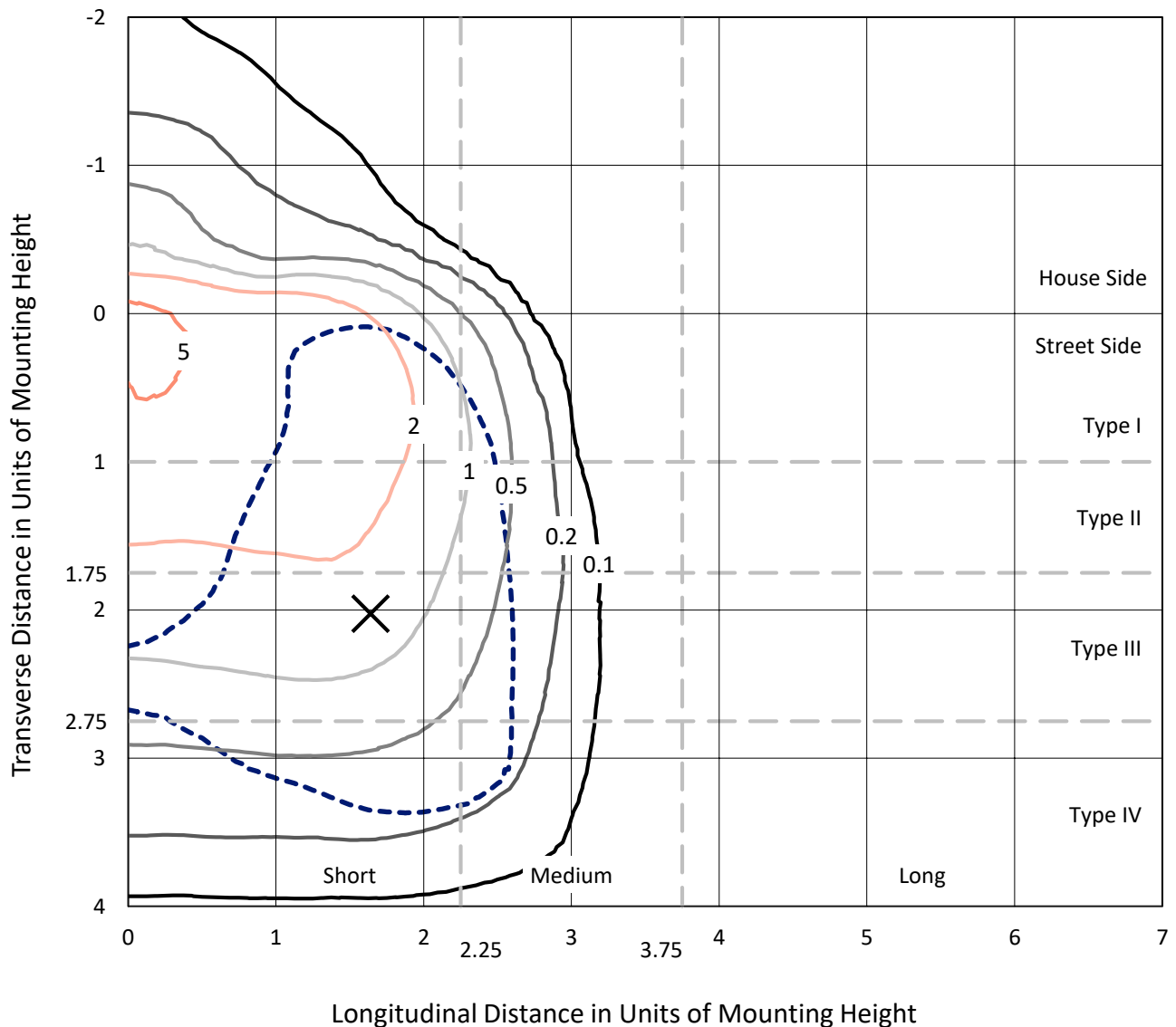
Input Watts (W): 33.7
Input Voltage (V): 120
Input Current (Ain): NR
Voltage Rise (V): NR
Power Factor: NR
Total Harmonic Distortion (THDi): NR
Frequency (hertz): 60
Stabilization Time: NR
Operation Time: NR
Ambient Temperature (°C): NR
Test Distance: 25 FT



REPORT NUMBER: P227050
 CATALOG NUMBER: ISW-AF-600-LED-E1-SL4

Iso-Footcandle Lines of Horizontal Illumination

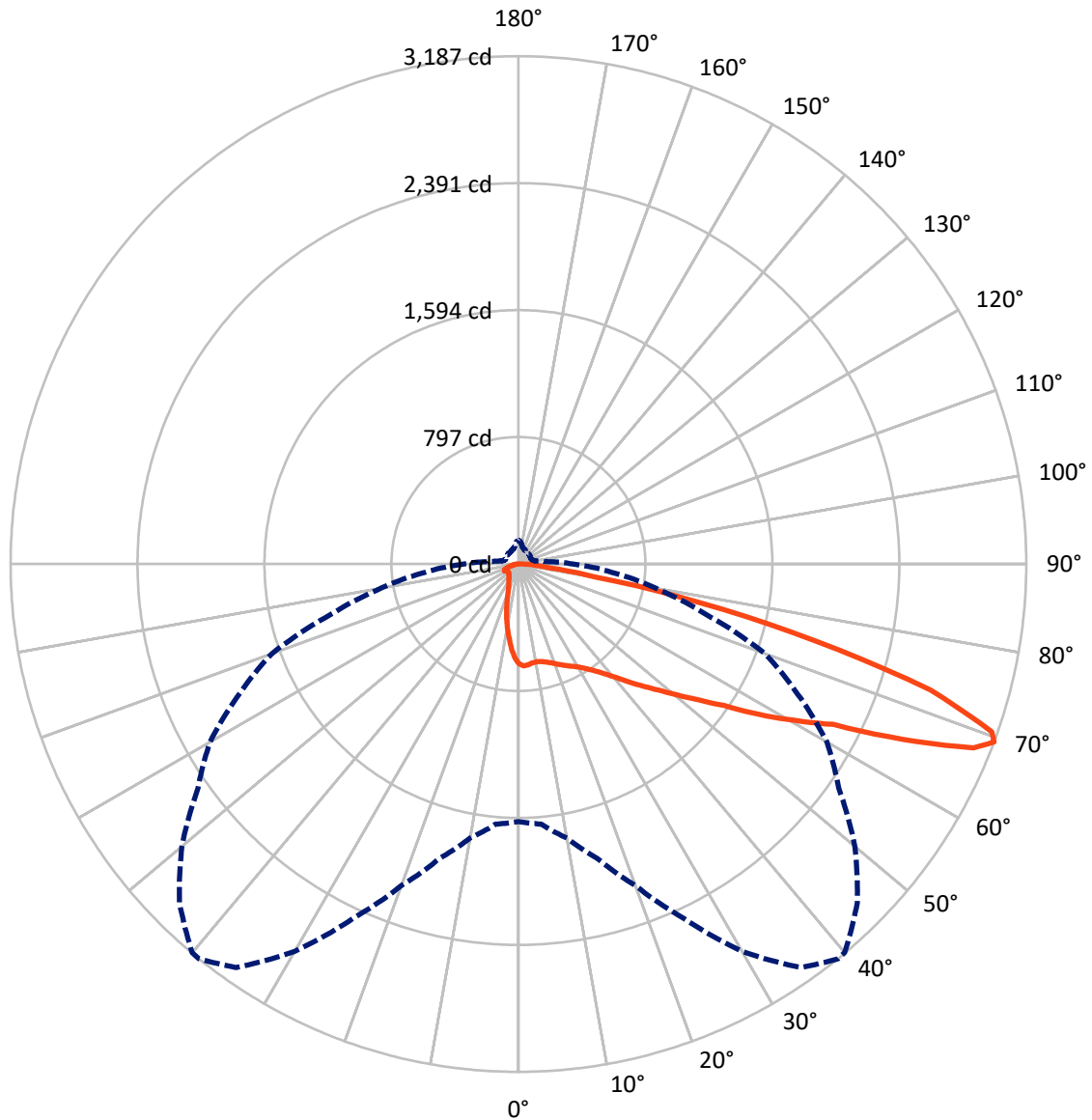
× Max cd
 - - - 1/2 Max cd



Based on 10 foot mounting height. Maximum calculated value = 6.3 fc
 Type IV - Short - Semi-Cutoff

REPORT NUMBER: P227050
CATALOG NUMBER: ISW-AF-600-LED-E1-SL4

Luminous Intensity Polar Plot



— Vertical Plane Through 39-Deg Lateral - - - Horizontal Cone Through 69-Deg Vertical

REPORT NUMBER: P227050

CATALOG NUMBER: ISW-AF-600-LED-E1-SL4

FLUX DISTRIBUTION:

		Downward	Upward	Total
House Side	Lumens	473.7	0.1	473.8
	% Fixture	12.7	0.0	12.7
Street Side	Lumens	3269.0	0.9	3269.9
	% Fixture	87.3	0.0	87.3
Total	Lumens	3742.6	1.0	3743.7
	% Fixture	100.0	0.0	100.0

ZONAL LUMENS:

Zone	Lumens	% Fixture
0°-10°	54.1	1.4
10°-20°	136.5	3.6
20°-30°	212.4	5.7
30°-40°	321.0	8.6
40°-50°	513.8	13.7
50°-60°	807.5	21.6
60°-70°	1087.2	29.0
70°-80°	539.3	14.4
80°-90°	70.8	1.9
90°-100°	1.0	0.0
100°-110°	0.0	0.0
110°-120°	0.0	0.0
120°-130°	0.0	0.0
130°-140°	0.0	0.0
140°-150°	0.0	0.0
150°-160°	0.0	0.0
160°-170°	0.0	0.0
170°-180°	0.0	0.0
0°-90°	3742.6	100.0
0°-180°	3743.7	100.0

Coefficient of Utilization



REPORT NUMBER: P227050

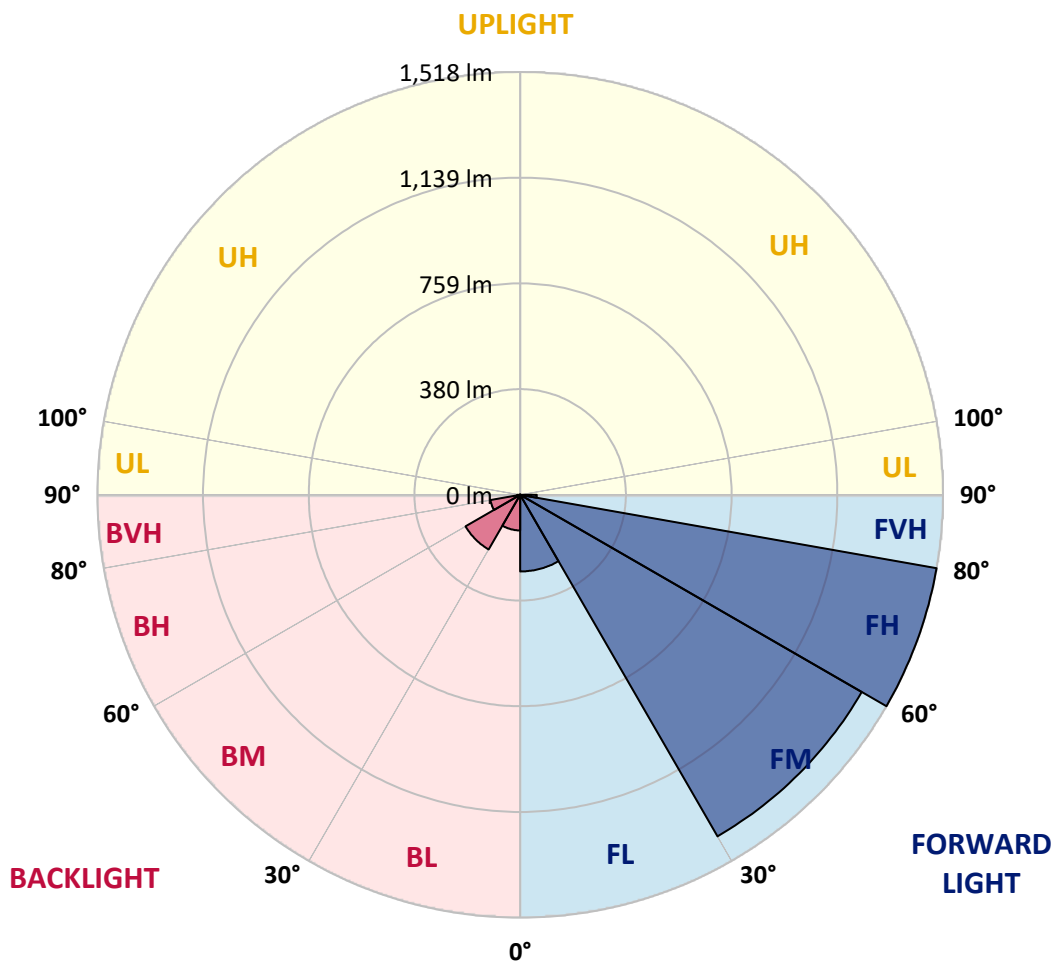
CATALOG NUMBER: ISW-AF-600-LED-E1-SL4

LUMINAIRE CLASSIFICATION SYSTEM LUMEN TABLE AND BUG RATING:

Zone		Lumens	% Fixture	Zone Rating/Lumen Limit		
				B	U	G
FL	(0°-30°)	275.2	7.4			
FM	(30°-60°)	1416.0	37.8			
FH	(60°-80°)	1518.1	40.6			G1/1800
FVH	(80°-90°)	59.7	1.6			G1/100
BL	(0°-30°)	127.8	3.4	B1/500		
BM	(30°-60°)	226.3	6.0	B1/1000		
BH	(60°-80°)	108.4	2.9	B0/110		G0/110
BVH	(80°-90°)	11.2	0.3			G1/100
UL	(90°-100°)	1.0	0.0		U1/10	
UH	(100°-180°)	0.1	0.0		U1/10	

BUG Rating: B1-U1-G1

Type IV Short





REPORT NUMBER: P227050

CATALOG NUMBER: ISW-AF-600-LED-E1-SL4

CANDELA DISTRIBUTION (FULL):

	0°	5°	10°	15°	20°	25°	30°	35°	39°	40°	45°
0°	627.1	627.1	627.1	627.1	627.1	627.1	627.1	627.1	627.1	627.1	627.1
2.5°	642.2	642.8	642.8	643.4	641.0	641.0	641.6	639.1	640.4	639.8	636.8
5°	643.4	644.0	643.4	644.0	641.0	639.8	637.4	634.3	635.6	634.9	630.6
7.5°	640.4	641.0	639.8	640.4	636.8	634.3	630.6	628.2	626.5	625.8	620.3
10°	633.7	635.6	633.1	634.9	631.9	629.4	627.7	625.2	624.0	623.4	617.4
12.5°	624.0	625.2	625.8	628.2	628.2	628.8	628.8	627.1	627.7	627.1	622.2
15°	614.9	619.1	623.4	625.8	630.6	633.7	636.2	635.6	637.4	636.8	633.7
17.5°	614.9	618.5	625.8	633.7	642.8	647.1	650.7	650.7	651.3	650.1	645.3
20°	617.4	624.0	636.2	649.5	660.4	668.9	671.4	670.7	668.3	668.3	659.8
22.5°	637.4	641.6	655.0	669.5	684.8	693.3	693.9	692.0	687.2	686.0	675.7
25°	665.9	670.7	682.9	701.7	713.3	720.0	718.2	712.1	707.3	703.0	692.0
27.5°	710.2	713.9	726.1	738.8	745.5	748.0	740.6	732.1	726.7	724.9	710.2
30°	755.9	760.7	770.4	778.4	783.8	776.5	765.0	755.2	750.3	749.1	735.8
32.5°	811.7	812.3	819.0	820.8	821.4	809.3	793.5	784.4	782.6	780.1	769.8
35°	862.8	865.8	864.6	864.0	858.6	843.3	829.9	824.5	822.7	822.0	813.6
37.5°	908.4	913.2	910.1	904.7	898.0	885.9	871.9	865.8	871.9	868.3	870.0
40°	952.7	952.7	949.1	946.0	938.1	926.6	921.7	922.3	932.0	934.5	936.9
42.5°	990.9	990.3	986.7	984.3	983.1	980.6	978.2	989.8	1008.6	1012.2	1017.7
45°	1032.9	1032.3	1018.3	1023.2	1031.6	1033.5	1042.0	1068.8	1091.8	1093.6	1105.2
47.5°	1073.6	1068.8	1055.4	1060.2	1084.5	1097.3	1111.2	1149.0	1181.1	1187.9	1220.1
50°	1116.1	1111.2	1096.7	1105.8	1139.9	1163.5	1196.3	1248.6	1292.9	1302.0	1344.0
52.5°	1160.5	1159.9	1148.4	1162.3	1204.2	1252.2	1303.9	1362.8	1416.9	1428.4	1490.4
55°	1213.9	1210.9	1206.1	1223.0	1282.6	1347.0	1427.8	1508.0	1567.0	1587.6	1650.2
57.5°	1274.1	1272.9	1273.5	1308.8	1380.5	1478.3	1577.3	1685.4	1782.7	1797.2	1855.5
60°	1326.4	1328.8	1342.7	1398.1	1488.0	1620.5	1759.6	1906.0	1992.3	2007.4	2064.6
62.5°	1390.2	1404.1	1435.1	1505.0	1610.7	1771.1	1951.6	2106.5	2217.7	2248.7	2356.8
65°	1543.2	1554.2	1612.0	1696.4	1831.3	2036.6	2243.8	2469.2	2652.7	2680.6	2773.6
67.5°	1655.0	1683.1	1773.6	1911.5	2106.5	2368.9	2653.3	2926.2	3081.0	3093.8	3028.9
69°	1616.2	1639.3	1746.2	1912.7	2147.8	2453.4	2807.1	3092.0	3187.4	3185.0	3008.2
70°	1556.6	1577.9	1695.7	1857.4	2113.2	2443.7	2809.4	3093.2	3150.9	3129.1	2926.8
72.5°	1303.9	1322.7	1433.3	1602.2	1850.1	2178.2	2522.7	2716.5	2704.4	2686.2	2352.0
75°	814.2	812.9	909.5	1007.4	1200.0	1531.8	1788.1	1943.7	1918.7	1904.7	1509.9
77.5°	304.4	325.7	360.9	466.1	554.7	734.0	941.1	1114.3	1162.3	1100.9	812.9
80°	158.6	170.1	193.2	230.3	264.9	303.2	364.6	469.0	485.5	452.7	328.1
82.5°	125.2	139.1	162.2	193.8	218.1	203.6	192.0	198.7	197.4	188.3	167.0
85°	94.8	111.2	148.8	181.1	215.7	182.3	145.3	126.9	113.0	113.6	120.9
87.5°	47.4	61.4	117.2	157.9	187.7	120.9	94.8	73.6	61.4	58.9	79.0
90°	14.6	14.6	23.7	31.0	42.6	21.3	20.7	15.8	11.6	11.6	18.2
92.5°	0.0	0.0	0.0	0.0	0.0	0.0	0.0	0.0	0.0	0.0	0.0
95°	0.0	0.0	0.0	0.0	0.0	0.0	0.0	0.0	0.0	0.0	0.0
97.5°	0.0	0.0	0.0	0.0	0.0	0.0	0.0	0.0	0.0	0.0	0.0
100°	0.0	0.0	0.0	0.0	0.0	0.0	0.0	0.0	0.0	0.0	0.0
102.5°	0.0	0.0	0.0	0.0	0.0	0.0	0.0	0.0	0.0	0.0	0.0
105°	0.0	0.0	0.0	0.0	0.0	0.0	0.0	0.0	0.0	0.0	0.0
107.5°	0.0	0.0	0.0	0.0	0.0	0.0	0.0	0.0	0.0	0.0	0.0



REPORT NUMBER: P227050

CATALOG NUMBER: ISW-AF-600-LED-E1-SL4

CANDELA DISTRIBUTION (continued):

	0°	5°	10°	15°	20°	25°	30°	35°	39°	40°	45°
110°	0.0	0.0	0.0	0.0	0.0	0.0	0.0	0.0	0.0	0.0	0.0
112.5°	0.0	0.0	0.0	0.0	0.0	0.0	0.0	0.0	0.0	0.0	0.0
115°	0.0	0.0	0.0	0.0	0.0	0.0	0.0	0.0	0.0	0.0	0.0
117.5°	0.0	0.0	0.0	0.0	0.0	0.0	0.0	0.0	0.0	0.0	0.0
120°	0.0	0.0	0.0	0.0	0.0	0.0	0.0	0.0	0.0	0.0	0.0
122.5°	0.0	0.0	0.0	0.0	0.0	0.0	0.0	0.0	0.0	0.0	0.0
125°	0.0	0.0	0.0	0.0	0.0	0.0	0.0	0.0	0.0	0.0	0.0
127.5°	0.0	0.0	0.0	0.0	0.0	0.0	0.0	0.0	0.0	0.0	0.0
130°	0.0	0.0	0.0	0.0	0.0	0.0	0.0	0.0	0.0	0.0	0.0
132.5°	0.0	0.0	0.0	0.0	0.0	0.0	0.0	0.0	0.0	0.0	0.0
135°	0.0	0.0	0.0	0.0	0.0	0.0	0.0	0.0	0.0	0.0	0.0
137.5°	0.0	0.0	0.0	0.0	0.0	0.0	0.0	0.0	0.0	0.0	0.0
140°	0.0	0.0	0.0	0.0	0.0	0.0	0.0	0.0	0.0	0.0	0.0
142.5°	0.0	0.0	0.0	0.0	0.0	0.0	0.0	0.0	0.0	0.0	0.0
145°	0.0	0.0	0.0	0.0	0.0	0.0	0.0	0.0	0.0	0.0	0.0
147.5°	0.0	0.0	0.0	0.0	0.0	0.0	0.0	0.0	0.0	0.0	0.0
150°	0.0	0.0	0.0	0.0	0.0	0.0	0.0	0.0	0.0	0.0	0.0
152.5°	0.0	0.0	0.0	0.0	0.0	0.0	0.0	0.0	0.0	0.0	0.0
155°	0.0	0.0	0.0	0.0	0.0	0.0	0.0	0.0	0.0	0.0	0.0
157.5°	0.0	0.0	0.0	0.0	0.0	0.0	0.0	0.0	0.0	0.0	0.0
160°	0.0	0.0	0.0	0.0	0.0	0.0	0.0	0.0	0.0	0.0	0.0
162.5°	0.0	0.0	0.0	0.0	0.0	0.0	0.0	0.0	0.0	0.0	0.0
165°	0.0	0.0	0.0	0.0	0.0	0.0	0.0	0.0	0.0	0.0	0.0
167.5°	0.0	0.0	0.0	0.0	0.0	0.0	0.0	0.0	0.0	0.0	0.0
170°	0.0	0.0	0.0	0.0	0.0	0.0	0.0	0.0	0.0	0.0	0.0
172.5°	0.0	0.0	0.0	0.0	0.0	0.0	0.0	0.0	0.0	0.0	0.0
175°	0.0	0.0	0.0	0.0	0.0	0.0	0.0	0.0	0.0	0.0	0.0
177.5°	0.0	0.0	0.0	0.0	0.0	0.0	0.0	0.0	0.0	0.0	0.0
180°	0.0	0.0	0.0	0.0	0.0	0.0	0.0	0.0	0.0	0.0	0.0



REPORT NUMBER: P227050

CATALOG NUMBER: ISW-AF-600-LED-E1-SL4

CANDELA DISTRIBUTION (continued):

	50°	55°	60°	65°	70°	75°	80°	85°	90°	95°	100°
0°	627.1	627.1	627.1	627.1	627.1	627.1	627.1	627.1	627.1	627.1	627.1
2.5°	634.3	634.3	633.1	632.5	630.6	628.2	626.5	623.4	621.5	618.5	614.9
5°	626.5	624.0	622.8	620.3	616.7	613.7	610.0	605.8	600.9	594.8	588.1
7.5°	616.1	612.4	608.1	607.0	602.7	599.0	594.8	588.7	582.1	571.1	562.6
10°	611.8	608.1	604.6	602.1	596.7	592.4	587.6	579.6	571.1	556.6	540.7
12.5°	616.1	612.4	608.8	604.6	599.7	594.8	588.1	578.4	566.9	548.0	528.6
15°	626.5	622.8	616.7	612.4	605.8	601.5	592.4	581.4	564.5	541.3	515.9
17.5°	638.0	632.5	627.1	620.3	614.3	608.8	599.0	585.1	563.9	536.5	503.7
20°	648.9	642.8	634.3	629.4	623.4	615.5	605.2	588.1	562.6	526.8	490.9
22.5°	661.6	653.8	644.7	639.1	634.3	627.7	615.5	593.6	562.6	521.3	476.4
25°	678.1	667.8	658.6	653.2	650.1	645.3	630.6	606.4	566.9	518.2	464.2
27.5°	697.6	684.1	676.3	672.6	672.0	668.3	653.8	623.4	576.6	518.2	452.7
30°	720.6	709.0	698.7	698.7	706.0	703.6	687.2	649.5	591.8	520.1	444.2
32.5°	752.8	741.2	735.2	741.2	749.1	751.6	732.7	686.6	616.7	528.6	435.7
35°	800.2	792.9	788.7	797.8	813.6	819.6	796.6	741.8	653.2	545.0	430.8
37.5°	862.8	857.3	851.8	867.7	897.4	909.5	876.2	805.7	705.4	572.3	428.3
40°	934.5	935.1	941.1	972.7	1001.3	1026.8	989.2	902.2	777.1	611.2	430.8
42.5°	1019.6	1026.2	1046.9	1090.6	1145.9	1166.0	1129.5	1019.0	866.4	658.1	436.9
45°	1125.2	1142.8	1178.1	1243.1	1310.0	1341.0	1289.3	1166.0	978.9	732.7	453.9
47.5°	1237.7	1276.5	1336.1	1415.0	1492.8	1512.8	1449.1	1299.0	1088.8	798.9	480.0
50°	1381.7	1429.1	1488.6	1583.3	1666.0	1678.2	1593.7	1422.3	1184.8	856.7	504.9
52.5°	1515.9	1580.4	1656.3	1766.2	1850.1	1834.9	1725.5	1532.4	1260.8	896.2	518.8
55°	1699.4	1766.2	1852.0	1947.9	2031.2	1994.7	1845.2	1625.9	1321.4	925.4	523.1
57.5°	1909.0	1960.1	2044.0	2142.4	2197.0	2134.5	1963.1	1717.0	1379.2	926.0	489.7
60°	2115.1	2174.6	2266.9	2363.5	2393.9	2285.8	2045.1	1731.0	1322.1	826.3	391.9
62.5°	2420.0	2480.1	2527.0	2542.7	2488.0	2270.5	1949.7	1583.3	1139.9	651.9	277.6
65°	2760.8	2692.8	2602.3	2517.2	2368.3	2037.8	1681.2	1300.9	884.6	435.7	191.4
67.5°	2850.1	2643.0	2446.2	2256.5	1978.9	1622.8	1268.0	915.0	567.5	247.9	130.0
69°	2757.3	2454.7	2235.4	1934.5	1647.8	1214.5	873.7	586.4	339.0	172.6	108.7
70°	2587.1	2272.4	1975.2	1653.2	1276.5	927.8	580.8	384.0	221.2	125.7	97.8
72.5°	1952.2	1560.9	1203.0	781.3	476.4	264.3	185.9	133.1	105.2	92.4	83.9
75°	1128.9	751.6	492.1	262.5	155.6	115.5	100.9	89.9	83.3	80.2	72.9
77.5°	476.4	297.7	201.7	147.6	104.5	89.3	77.7	71.7	71.1	69.3	62.6
80°	216.9	185.9	158.6	111.2	79.6	68.0	59.5	58.3	59.5	57.7	51.0
82.5°	161.0	158.6	132.5	85.6	60.8	45.5	37.0	38.9	43.8	47.4	41.3
85°	134.3	134.3	111.2	63.8	40.1	29.2	28.5	32.2	36.4	39.5	33.5
87.5°	123.4	118.5	63.8	32.8	23.1	18.8	17.6	15.8	15.8	27.3	23.1
90°	12.2	5.4	3.1	2.5	3.1	2.5	3.7	3.1	3.1	3.1	3.1
92.5°	0.0	0.0	0.0	0.0	0.0	0.0	0.0	0.0	0.0	0.0	0.0
95°	0.0	0.0	0.0	0.0	0.0	0.0	0.0	0.0	0.0	0.0	0.0
97.5°	0.0	0.0	0.0	0.0	0.0	0.0	0.0	0.0	0.0	0.0	0.0
100°	0.0	0.0	0.0	0.0	0.0	0.0	0.0	0.0	0.0	0.0	0.0
102.5°	0.0	0.0	0.0	0.0	0.0	0.0	0.0	0.0	0.0	0.0	0.0
105°	0.0	0.0	0.0	0.0	0.0	0.0	0.0	0.0	0.0	0.0	0.0
107.5°	0.0	0.0	0.0	0.0	0.0	0.0	0.0	0.0	0.0	0.0	0.0



REPORT NUMBER: P227050

CATALOG NUMBER: ISW-AF-600-LED-E1-SL4

CANDELA DISTRIBUTION (continued):

	50°	55°	60°	65°	70°	75°	80°	85°	90°	95°	100°
110°	0.0	0.0	0.0	0.0	0.0	0.0	0.0	0.0	0.0	0.0	0.0
112.5°	0.0	0.0	0.0	0.0	0.0	0.0	0.0	0.0	0.0	0.0	0.0
115°	0.0	0.0	0.0	0.0	0.0	0.0	0.0	0.0	0.0	0.0	0.0
117.5°	0.0	0.0	0.0	0.0	0.0	0.0	0.0	0.0	0.0	0.0	0.0
120°	0.0	0.0	0.0	0.0	0.0	0.0	0.0	0.0	0.0	0.0	0.0
122.5°	0.0	0.0	0.0	0.0	0.0	0.0	0.0	0.0	0.0	0.0	0.0
125°	0.0	0.0	0.0	0.0	0.0	0.0	0.0	0.0	0.0	0.0	0.0
127.5°	0.0	0.0	0.0	0.0	0.0	0.0	0.0	0.0	0.0	0.0	0.0
130°	0.0	0.0	0.0	0.0	0.0	0.0	0.0	0.0	0.0	0.0	0.0
132.5°	0.0	0.0	0.0	0.0	0.0	0.0	0.0	0.0	0.0	0.0	0.0
135°	0.0	0.0	0.0	0.0	0.0	0.0	0.0	0.0	0.0	0.0	0.0
137.5°	0.0	0.0	0.0	0.0	0.0	0.0	0.0	0.0	0.0	0.0	0.0
140°	0.0	0.0	0.0	0.0	0.0	0.0	0.0	0.0	0.0	0.0	0.0
142.5°	0.0	0.0	0.0	0.0	0.0	0.0	0.0	0.0	0.0	0.0	0.0
145°	0.0	0.0	0.0	0.0	0.0	0.0	0.0	0.0	0.0	0.0	0.0
147.5°	0.0	0.0	0.0	0.0	0.0	0.0	0.0	0.0	0.0	0.0	0.0
150°	0.0	0.0	0.0	0.0	0.0	0.0	0.0	0.0	0.0	0.0	0.0
152.5°	0.0	0.0	0.0	0.0	0.0	0.0	0.0	0.0	0.0	0.0	0.0
155°	0.0	0.0	0.0	0.0	0.0	0.0	0.0	0.0	0.0	0.0	0.0
157.5°	0.0	0.0	0.0	0.0	0.0	0.0	0.0	0.0	0.0	0.0	0.0
160°	0.0	0.0	0.0	0.0	0.0	0.0	0.0	0.0	0.0	0.0	0.0
162.5°	0.0	0.0	0.0	0.0	0.0	0.0	0.0	0.0	0.0	0.0	0.0
165°	0.0	0.0	0.0	0.0	0.0	0.0	0.0	0.0	0.0	0.0	0.0
167.5°	0.0	0.0	0.0	0.0	0.0	0.0	0.0	0.0	0.0	0.0	0.0
170°	0.0	0.0	0.0	0.0	0.0	0.0	0.0	0.0	0.0	0.0	0.0
172.5°	0.0	0.0	0.0	0.0	0.0	0.0	0.0	0.0	0.0	0.0	0.0
175°	0.0	0.0	0.0	0.0	0.0	0.0	0.0	0.0	0.0	0.0	0.0
177.5°	0.0	0.0	0.0	0.0	0.0	0.0	0.0	0.0	0.0	0.0	0.0
180°	0.0	0.0	0.0	0.0	0.0	0.0	0.0	0.0	0.0	0.0	0.0



REPORT NUMBER: P227050

CATALOG NUMBER: ISW-AF-600-LED-E1-SL4

CANDELA DISTRIBUTION (continued):

	105°	110°	115°	120°	125°	130°	135°	140°	145°	150°	155°
0°	627.1	627.1	627.1	627.1	627.1	627.1	627.1	627.1	627.1	627.1	627.1
2.5°	611.8	609.4	603.3	602.1	600.3	597.9	597.3	594.2	588.1	587.0	587.6
5°	583.9	574.2	567.5	562.0	557.7	546.9	542.6	537.7	529.2	526.8	523.1
7.5°	551.1	539.5	526.2	516.5	504.9	493.4	484.3	472.7	463.6	458.1	448.4
10°	525.6	509.7	492.1	472.7	457.5	439.9	428.3	415.0	400.4	387.0	377.3
12.5°	506.2	484.3	458.7	435.7	413.8	395.0	374.3	355.5	337.2	319.0	303.2
15°	490.3	463.0	430.8	401.6	374.9	346.9	323.9	297.7	274.7	258.8	238.8
17.5°	473.3	438.0	399.8	365.8	331.1	302.0	272.8	245.5	223.6	203.0	186.5
20°	452.7	410.1	368.8	329.3	289.8	256.4	226.6	200.5	179.2	162.9	150.7
22.5°	429.5	379.7	331.7	288.6	249.1	216.3	188.3	168.9	153.1	144.0	140.3
25°	407.0	350.0	295.9	248.5	209.0	181.1	162.2	145.8	137.9	134.3	134.3
27.5°	386.5	319.6	259.4	213.3	175.0	153.1	138.5	131.9	128.2	128.2	130.0
30°	366.9	289.2	224.8	178.0	147.6	131.2	123.4	120.9	121.5	124.0	126.3
32.5°	344.5	260.0	195.1	153.1	128.2	117.2	111.2	111.8	114.9	119.1	123.4
35°	320.8	229.0	168.9	134.3	114.9	106.3	102.7	103.3	107.5	113.0	117.2
37.5°	299.5	204.2	148.8	119.7	105.2	99.6	96.6	97.2	100.2	106.9	112.4
40°	278.2	182.9	132.5	111.2	99.6	94.2	92.4	91.8	94.2	100.2	106.9
42.5°	260.0	164.7	122.8	105.2	96.0	91.1	88.7	88.7	89.9	94.8	101.5
45°	249.1	153.7	116.0	100.9	93.0	88.7	86.2	85.1	86.8	89.9	96.0
47.5°	249.1	148.2	111.8	97.8	90.5	86.8	83.9	83.3	83.9	86.8	93.0
50°	257.6	149.5	111.2	96.6	89.3	84.5	81.4	81.4	82.7	86.8	91.8
52.5°	264.9	151.9	113.0	97.8	89.3	83.3	79.6	79.0	80.8	85.1	89.3
55°	263.7	151.9	114.9	99.6	91.1	83.9	79.0	78.4	79.6	83.9	88.1
57.5°	235.8	142.8	113.0	100.9	93.6	86.8	82.0	80.2	81.4	85.1	88.7
60°	190.8	126.9	108.1	100.9	97.2	92.4	87.5	86.2	86.8	90.5	94.8
62.5°	149.5	113.0	102.1	100.2	99.0	96.6	94.8	93.6	93.6	96.6	100.2
65°	121.5	102.1	97.2	97.8	99.0	98.4	97.8	97.2	97.2	99.0	102.7
67.5°	101.5	91.8	90.5	92.4	93.6	94.2	94.8	94.2	94.8	96.6	100.9
69°	92.4	86.2	85.1	86.2	88.7	89.3	90.5	89.9	90.5	92.4	96.6
70°	86.8	82.0	80.8	82.7	84.5	85.1	86.2	85.6	86.2	88.1	92.4
72.5°	75.4	69.9	68.0	69.3	71.1	71.1	72.9	73.6	72.3	72.9	75.9
75°	64.4	58.3	55.2	55.9	55.9	55.9	57.1	57.1	55.9	55.2	55.9
77.5°	54.1	47.4	43.8	43.8	43.8	43.2	41.3	41.9	42.6	41.9	42.6
80°	42.6	37.0	33.5	33.5	33.5	32.2	31.6	31.6	32.8	34.1	33.5
82.5°	32.8	27.3	25.5	25.0	25.0	23.7	23.7	25.0	24.3	25.0	26.1
85°	23.7	19.4	17.6	18.2	17.6	16.4	17.0	18.8	18.8	18.2	19.4
87.5°	14.6	12.2	11.6	12.2	10.9	9.1	8.5	9.1	10.3	9.7	10.9
90°	1.8	1.2	1.2	1.2	1.8	1.2	1.2	1.2	1.8	1.8	1.2
92.5°	0.0	0.0	0.0	0.0	0.0	0.0	0.0	0.0	0.0	0.0	0.0
95°	0.0	0.0	0.0	0.0	0.0	0.0	0.0	0.0	0.0	0.0	0.0
97.5°	0.0	0.0	0.0	0.0	0.0	0.0	0.0	0.0	0.0	0.0	0.0
100°	0.0	0.0	0.0	0.0	0.0	0.0	0.0	0.0	0.0	0.0	0.0
102.5°	0.0	0.0	0.0	0.0	0.0	0.0	0.0	0.0	0.0	0.0	0.0
105°	0.0	0.0	0.0	0.0	0.0	0.0	0.0	0.0	0.0	0.0	0.0
107.5°	0.0	0.0	0.0	0.0	0.0	0.0	0.0	0.0	0.0	0.0	0.0



REPORT NUMBER: P227050
 CATALOG NUMBER: ISW-AF-600-LED-E1-SL4

REPORT N
 CATALOG

CANDELA DISTRIBUTION (continued):

CANDELA

	105°	110°	115°	120°	125°	130°	135°	140°	145°	150°	155°	
110°	0.0	0.0	0.0	0.0	0.0	0.0	0.0	0.0	0.0	0.0	0.0	0°
112.5°	0.0	0.0	0.0	0.0	0.0	0.0	0.0	0.0	0.0	0.0	0.0	2.5°
115°	0.0	0.0	0.0	0.0	0.0	0.0	0.0	0.0	0.0	0.0	0.0	5°
117.5°	0.0	0.0	0.0	0.0	0.0	0.0	0.0	0.0	0.0	0.0	0.0	7.5°
120°	0.0	0.0	0.0	0.0	0.0	0.0	0.0	0.0	0.0	0.0	0.0	10°
122.5°	0.0	0.0	0.0	0.0	0.0	0.0	0.0	0.0	0.0	0.0	0.0	12.5°
125°	0.0	0.0	0.0	0.0	0.0	0.0	0.0	0.0	0.0	0.0	0.0	15°
127.5°	0.0	0.0	0.0	0.0	0.0	0.0	0.0	0.0	0.0	0.0	0.0	17.5°
130°	0.0	0.0	0.0	0.0	0.0	0.0	0.0	0.0	0.0	0.0	0.0	20°
132.5°	0.0	0.0	0.0	0.0	0.0	0.0	0.0	0.0	0.0	0.0	0.0	22.5°
135°	0.0	0.0	0.0	0.0	0.0	0.0	0.0	0.0	0.0	0.0	0.0	25°
137.5°	0.0	0.0	0.0	0.0	0.0	0.0	0.0	0.0	0.0	0.0	0.0	27.5°
140°	0.0	0.0	0.0	0.0	0.0	0.0	0.0	0.0	0.0	0.0	0.0	30°
142.5°	0.0	0.0	0.0	0.0	0.0	0.0	0.0	0.0	0.0	0.0	0.0	32.5°
145°	0.0	0.0	0.0	0.0	0.0	0.0	0.0	0.0	0.0	0.0	0.0	35°
147.5°	0.0	0.0	0.0	0.0	0.0	0.0	0.0	0.0	0.0	0.0	0.0	37.5°
150°	0.0	0.0	0.0	0.0	0.0	0.0	0.0	0.0	0.0	0.0	0.0	40°
152.5°	0.0	0.0	0.0	0.0	0.0	0.0	0.0	0.0	0.0	0.0	0.0	42.5°
155°	0.0	0.0	0.0	0.0	0.0	0.0	0.0	0.0	0.0	0.0	0.0	45°
157.5°	0.0	0.0	0.0	0.0	0.0	0.0	0.0	0.0	0.0	0.0	0.0	47.5°
160°	0.0	0.0	0.0	0.0	0.0	0.0	0.0	0.0	0.0	0.0	0.0	50°
162.5°	0.0	0.0	0.0	0.0	0.0	0.0	0.0	0.0	0.0	0.0	0.0	52.5°
165°	0.0	0.0	0.0	0.0	0.0	0.0	0.0	0.0	0.0	0.0	0.0	55°
167.5°	0.0	0.0	0.0	0.0	0.0	0.0	0.0	0.0	0.0	0.0	0.0	57.5°
170°	0.0	0.0	0.0	0.0	0.0	0.0	0.0	0.0	0.0	0.0	0.0	60°
172.5°	0.0	0.0	0.0	0.0	0.0	0.0	0.0	0.0	0.0	0.0	0.0	62.5°
175°	0.0	0.0	0.0	0.0	0.0	0.0	0.0	0.0	0.0	0.0	0.0	65°
177.5°	0.0	0.0	0.0	0.0	0.0	0.0	0.0	0.0	0.0	0.0	0.0	67.5°
180°	0.0	0.0	0.0	0.0	0.0	0.0	0.0	0.0	0.0	0.0	0.0	69°
												70°
												72.5°
												75°
												77.5°
												80°
												82.5°
												85°
												87.5°
												90°
												92.5°
												95°
												97.5°
												100°
												102.5°
												105°
												107.5°

NUMBER: P227050
 NUMBER: ISW-AF-600-LED-E1-SL4

REPORT NUMBER: P
 CATALOG NUMBER:

DISTRIBUTION (continued):

160°	165°	170°	175°	180°
627.1	627.1	627.1	627.1	627.1
583.3	585.1	577.3	580.8	578.4
519.5	516.5	515.9	514.0	510.4
444.8	442.3	435.1	437.4	432.0
367.5	366.9	353.6	354.2	347.5
296.5	285.6	280.1	272.2	276.4
229.7	220.5	209.0	206.0	210.2
173.2	164.1	158.6	153.7	151.9
143.4	137.9	134.9	133.1	131.9
138.5	137.3	136.7	135.5	134.9
135.5	136.7	136.7	136.7	135.5
132.5	134.9	135.5	134.9	133.7
129.4	131.2	131.2	130.6	128.8
125.2	126.9	126.9	126.3	125.2
120.3	121.5	122.1	122.1	122.8
116.6	117.8	119.1	120.3	122.1
112.4	114.3	114.9	117.2	119.7
106.9	109.4	110.6	112.4	114.9
101.5	104.5	105.2	107.5	110.0
99.0	101.5	101.5	103.3	105.2
96.0	97.2	96.6	97.8	98.4
93.0	94.2	93.6	94.8	95.4
90.5	91.8	93.0	94.2	94.8
91.8	93.6	94.2	96.0	96.6
97.2	99.6	102.1	104.5	106.3
102.7	105.7	111.2	122.1	126.3
105.7	110.0	122.8	141.6	147.0
103.9	109.4	124.6	144.6	151.3
100.2	104.5	120.9	141.6	147.6
95.4	99.6	116.0	138.5	144.0
77.1	79.6	97.8	119.1	122.8
56.5	58.3	72.3	80.8	80.2
43.8	46.1	51.0	51.7	51.0
34.7	35.8	38.3	38.3	38.9
26.7	27.3	28.5	27.3	26.7
20.0	19.4	18.8	18.2	17.6
11.6	11.6	9.7	8.5	7.9
1.2	1.8	1.8	1.2	0.0
0.0	0.0	0.0	0.0	0.0
0.0	0.0	0.0	0.0	0.0
0.0	0.0	0.0	0.0	0.0
0.0	0.0	0.0	0.0	0.0
0.0	0.0	0.0	0.0	0.0
0.0	0.0	0.0	0.0	0.0
0.0	0.0	0.0	0.0	0.0
0.0	0.0	0.0	0.0	0.0
0.0	0.0	0.0	0.0	0.0

CANDELA DISTRIBUTION:

	160°
110°	0.0
112.5°	0.0
115°	0.0
117.5°	0.0
120°	0.0
122.5°	0.0
125°	0.0
127.5°	0.0
130°	0.0
132.5°	0.0
135°	0.0
137.5°	0.0
140°	0.0
142.5°	0.0
145°	0.0
147.5°	0.0
150°	0.0
152.5°	0.0
155°	0.0
157.5°	0.0
160°	0.0
162.5°	0.0
165°	0.0
167.5°	0.0
170°	0.0
172.5°	0.0
175°	0.0
177.5°	0.0
180°	0.0

